



170TH Annual
Sydenham Fall
Fair



September 21nd, 2023

East Ridge Community School & Former Sydenham Community School

The Sydenham Fall Fair has been running for 170 years and we believe it is the last remaining school run agricultural fair in Canada.

In partnership with volunteers from the Sydenham Agricultural Society, this fall fair gives over 800 students a chance to learn and show off their talents in a wide range of agricultural activities.

Cover Page Art— Amelia H. (Gr. 4 2022)

Page 4 Art— Ainslee R. (Gr 5)

Page 10 Art— Cole M. (Gr 3)

Page 20 Art— Gracie B (Gr 1)

Message from The President	3
Fall Fair Officials	4
Entry Form Example	5
The Rules	5
Class #1—Cover Contest	6
Class #2—Construction Block Creations	6
Class #3—Photography Club	6
Class #4—Racing Club	7
Class #5—Craft Club	7
Class #6—Youth Work	8
Class #7—Science & Nature	8
Class #8—Farm Model Display	9
Class #9—Farm Safety Project	9
Class #10—E.R.C.S Class Work	9
Class #11—E.R.C.S. Class Fall Fair Spirit Competition	9
Class #12—Baking	11-14
Class #13—Baking Specials	14
Class #14—Garden Club	16
Class #15—Garden Specials	17
Class #16—Crops	17
Class #17—Goat Club	18
Class #18—Swine Club	18
Class #19—Lamb Club	18
Class #20—Miniature Horse Club	18
Class #21/22 —Dairy Calf Club/Beef Calf Club	18
Class #22—Poultry	19
Class #24—Other Farm Animal	19
Class #25—Pet Show	19



Message from the President

Hello East Ridge Falcons!

Greeting East Ridge Falcons,

This Year '2023', marks the 170th annual school Fall Fair, as it approaches, we look forward to another exciting year of activities and opportunities to learn about Canadian Agriculture. When the Fall Fair began, there was a greater focus on student's homegrown produce, crafts, and livestock. Today's Fair continues those key traditions but has evolved to be more rural community and education centered. We plan to further develop and make improvements on last year's event. Many additions and suggestions from last year have been implemented. The event will continue to be held between both the East Ridge and Sydenham Campus locations collectively.

I would like to take this opportunity to thank the staff, parents, students, and our diverse group of local community partners and sponsors for their time and continued support. I encourage students to participate and would like to highlight our participation draws. I am looking forward to seeing more of the amazing skills, talents and ingenuity East Ridge Community students typically exhibit at the Fall Fair.

Good Luck/ Bonne Chance!

Warmest Regards,

Keith Reid

Keith Reid

2023 President—Sydenham Agricultural Society

<http://m.facebook.com/sydenhamfallfair/>

www.fallfairsydenham.com

ALEX RUFF
MP | BRUCE—GREY—OWEN SOUND

alex.ruff@parl.gc.ca
www.alexruffmp.ca
519-371-1059

1101 2nd Avenue East, Suite 208
Owen Sound, ON N4K 2J1



Fall Fair Officials

President	Keith Reid	keith@greyagservices.com
Vice President	Alicia Wyville	aliciawyville@gmail.com
Vice President	Elaine Binns	e_cullen@hotmail.com
Secretary	Cheryl Toohey	cheryla.toohey@gmail.com
Treasurer	Ashley Warrilow	awarrilow77@gmail.com



Presidents Choice Award

A glass sculpture donated in memory of Shirley Elford will be awarded to the
MOST OUTSTANDING EXHIBIT AT THE 2023 FALL FAIR
 as chosen by the president of the Sydenham Agricultural Society.



Entry Form Example

Every entry must have a tag like this attached and COMPLETELY filled out. The tag details need to be printed clearly and legible. Parents please fill these out for your small children so that it is easy to read.

Tags will be available at the school office and at Registration night.

Class #6: Youth Work

Section: A (Preschool, JK & SK)

Article	
1.	Egg Carton Bug
2.	Popsicle Stick Airplane
3.	Finger Painted Farm Animal
4.	Dried Pasta Art

Entry Tag

CLASS _____

SECTION _____

ARTICLE _____

Keep Exhibitors Name & No. Covered Until After Judging. insert flap here

EXHIBITOR'S NO. _____ YR _____

NAME _____

ADDRESS _____

fold back after judging

Refers to the registration number you'll be provided at registration

Please include the students FULL NAME

EXHIBITOR MUST SIGN IN ABOVE SPACE

Rules

*Encore Promotional Products Inc.
116A Newbold Court London Ontario
(519) 685-1233 Fax: (519) 685-9911
info@encorepp.com*

- Grades are as of June 2023, NOT September 2023.
- No exhibitor may make more than one entry in each article of each class.
- All East Ridge Community School Classroom Work entries must be made under the supervision of a teacher.
- All entries are to have a tag with the pupils first and last name on the entry tag. Entry tags will be available from the East Ridge Community School office and at registration night.
- All animals must be in good health and free from any contagious diseases. Directors have the right to turn away any animal they feel is unfit, at their own discretion. All parents must also sign a waiver agreeing to be responsible for their animals and any mess they leave behind at all times.
- All goats, swine, lambs and calves must be ear tagged with RFID tags. Any untagged livestock will be turned away due to potential fines against the agricultural society.



Class #1: 2024 Cover Contest

Design a cover for the 2024, 171st annual Sydenham Fall Fair booklet. Must be 8 1/2" x 11". The Fall Fair committee will choose one of the top three entries to be used for the cover of the 2023 Sydenham Fall Fair book.

Prizes:	1st \$3.00	2nd \$2.00	3rd \$1.00
---------	------------	------------	------------

Class #1.2: 170th Celebration Community Class

To celebrate our 170th year we are asking our students and community members, who experienced the fair, both young and old, to complete a write up on their favourite experience with the Sydenham Fall Fair.

Prizes:	1st \$3.00	2nd \$2.00	3rd \$1.00
---------	------------	------------	------------

Class #2: Construction Block Creations Note: Lego sets will be disqualified

Section	Article
JK & SK	Animal
Grade 1	House
Grade 2	Flying Machine
Grade 3	Farm
Grade 4	Castle
Grade 5	Robot
Grade 6—8	Open subject, not larger than 18" x 24" base.

Prizes:	1st \$5.00	2nd \$4.00	3rd \$3.00
---------	------------	------------	------------

Class #3: Photography

Section:	A (JK—Grade 3)	B (Grade 4-6)	C (Grade 7 & 8)
Article	1. Selfie	6. Amazing Animal	
	2. Local Landscape	7. Someone I Love	
	3. Awesome Action Shot	8. Fantastic Floral	
	4. Brilliant Bugs	9. Wicked Weather	
	5. Yummy Food Photo	10. My Favourite Picture	
NOTES:	Only enter one picture in each category. Photos must be printed on photo paper.		

Prizes:	1st \$3.00	2nd \$2.00	3rd \$1.00
---------	------------	------------	------------




Class #4: Racing Club

Students wishing to participate in racing club can purchase a kit from the Sydenham Agricultural Society. Completed projects will be judged on running ability, construction and appearance.

Section	A (JK—Grade 2)	Beaver Buggy
	B (Grade 3—8	Kub Kar
	C (Grade 4—8)	Truck

Once kits are built, feel free to decorate and embellish crafts in any way you wish. Get Creative!

Prizes:	1st \$8.00	2nd \$6.00	3rd \$4.00
----------------	-------------------	-------------------	-------------------



Class #5: Craft Club

Students wishing to participate in craft club can purchase a craft kit from the Sydenham Agricultural Society. The kits are to be completed and shown at the fall fair. Once kits are built, feel free to decorate and

Section	A (JK)	Clothes Pin Family Portrait
	B (SK)	Clothes Pin Family Portrait
	C (Grade 1)	Toad House
	D (Grade 2)	Clothes Pin Animals
	E (Grade 3)	Woven Bowl
	F (Grade 4)	Farm Animal Embroidery Kit
	G (Grade 5)	Bird House
	H (Grade 6-8)	Create Your Own Monster Sewing Kit
	I (Grade 6-8)	Wood & String Art

Prizes:	1st \$8.00	2nd \$6.00	3rd \$4.00
----------------	-------------------	-------------------	-------------------



Class #6: Youth Work

Section: A (Preschool, JK & SK)

Article	1. Egg Carton Bug
	2. Popsicle Stick Airplane
	3. Finger Painted Farm Animal
	4. Dried Pasta Art

Section: C (Grade 3, 4 & 5)

Article	1. Popsicle Stick Castle
	2. Paper Mache Piñata
	3. 4 Seasons Painted Canvas
	4. One page comic strip

Section: B (Grade 1 & 2)

Article	1. String Art
	2. Paper Plate Farm Animal
	3. Friendship Bracelet
	4. Pet Rock

Section: D (Grade 6, 7 & 8)

Article	1. Paper Flower Bouquet
	2. Your Name—Graffiti Style Art
	3. Comic Book Cover
	4. Homemade Jewelry

Prizes:

1st \$5.00

2nd \$4.00

3rd \$3.00

Class #7: Science & Nature

Section: A (Preschool, JK & SK)

Article	1. Bug Picture made of Leaves
	2. Vegetable Creature
	3. Leaf Rubbing
	4. Pinecone Owl

Section: C (Grade 3, 4 & 5)

Article	1. DIY Chia Pet/Person
	2. Container Herb Garden
	3. Homemade Paper
	4. Robot made of Recyclables

Section: B (Grade 1 & 2)

Article	1. Bird Feeder made from Recyclables
	2. Welcome to my Garden Sign
	3. Wind Chimes
	4. Painted Pumpkin

Section: D (Grade 6, 7 & 8)

Article	1. Fall/Autumn Themed Wreath
	2. Mason Jar Terrarium
	3. Find/Make/Decorate a Walking Stick
	4. Carved Pumpkin

Prizes:

1st \$5.00

2nd \$4.00

3rd \$3.00



Class #8: Farm Model Display

Section A—Handmade Farm Display

B—Commercial Made Farm Display

Prizes:	1st \$12.00	2nd \$8.00	3rd \$4.00
---------	-------------	------------	------------

Class #9: Farm Safety Project

Create a poster, video or display to demonstrate safe practices on the farm. Please keep posters to Bristol board size and videos to a maximum of 3 minutes in length.

Prizes:	1st \$10.00	2nd \$8.00	3rd \$6.00
---------	-------------	------------	------------

Class #10: East Ridge Community School Class Work

In June of 2023 each class at East Ridge Community School will be provided with 1 or 2 trifold display boards on which to mount the classroom project of their choice. It is preferred that the project be related in some way to agriculture, the environment or another topic relating to the fall fair.

All classroom work will be on display at the 2023 Sydenham Fall Fair.

Class #11: East Ridge Class Fall Fair Spirit Competition

Fall 2023 classes are encouraged to enter one of two categories.

- 1) **Classroom Door Decoration**—as a group the students will work together to decorate their classroom door in a Sydenham Fall Fair theme.
- 2) **Classroom Video**—as a group the students will work together to create a video which promotes or is related to agriculture or the Sydenham Fall Fair. The video should be no more than 3 minutes in length.

Families will be invited to vote for their favorite door displays and videos at the Fall Fair Family BBQ. The classes which receive the most votes will receive a pizza party.

**ATTENTION
TEACHERS!!!**





Class #12: Baking

Section 1. Banana Bread

Instructions : Show 3 pieces cut from the loaf on paper plate covered with plastic wrap.

1 3/4 cup all purpose flour

3/4 cup white sugar

1 tsp baking powder

1/4 tsp baking soda

1/4 tsp salt

1 tsp ground cinnamon

2 eggs

1/2 cup butter, melted

1 1/2 cup ripe mashed banana

1 tsp vanilla

Method: Preheat oven to 350 degrees F and place oven rack to middle position. Butter and flour (or spray with a non stick vegetable/flour spray) the bottom and sides of a 9 x 5 x 3 inch loaf pan. Set aside. In a large bowl combine the flour, sugar, baking powder, baking soda, salt, cinnamon. Set aside. In a medium sized bowl combine the mashed bananas, eggs, melted butter, and vanilla. With a rubber spatula or wooden spoon, lightly fold the wet ingredients (banana mixture) into the dry ingredients just until combined and the batter is thick and chunky. (The important thing is not to over mix the batter. You do not want it smooth. Over mixing the batter will yield tough, rubbery bread.) Scrape batter into prepared pan. Bake until bread is golden brown and a toothpick inserted in the center comes out clean, about 55 to 60 minutes. Place on a wire rack to cool and then remove the bread from the pan.

Section 2. Carrot Muffins

Instructions : Show 3 muffins on a paper plate covered with plastic wrap.

1 1/3 cups grated raw carrot

1 apple peeled and grated

1 1/3 cup all purpose flour

3/4 cup white sugar

1/2 tsp baking soda

1 tsp baking powder

1/4 tsp salt

1 tsp ground cinnamon

1/2 cup shredded coconut

2 eggs

1/2 cup vegetable oil

1/2 tsp vanilla

Method: Preheat oven to 350 degrees F and place rack in center of oven. Place paper liners in 12 muffin cups. Peel and finely grate the carrots and apple. Set aside. In a large bowl whisk together the flour, sugar, baking soda, baking powder, salt, and ground cinnamon. Stir in the coconut. In a separate bowl whisk together the eggs, oil, and vanilla extract. Fold the wet ingredients, along with the grated carrot and apple, into the flour mixture, stirring just until moistened. Evenly divide the batter between the prepared muffin cups and bake for 20 - 25 minutes or until a toothpick inserted in the center comes out clean. Remove from oven and let cool on a wire rack. After about 10 minutes remove the muffins from the pans and cool completely on a wire rack

Prizes:

1st \$10.00

2nd \$8.00

3rd \$6.00



Section 3. Pumpkin Pie

Instructions : Show 1/4 of pie on paper plate wrapped in plastic wrap.

1 1/4 cup all purpose flour	1/2 tsp salt	1 tbsp sugar
1/2 cup cold butter, cubed	1/8 cup cold water	
3 eggs	2 cups pumpkin puree	1/2 cup cream
1/2 cup brown sugar	1 tsp ground cinnamon	1/2 tsp ground ginger
1/8 tsp ground clove	1/2 tsp salt	

Method: Pie Crust—Combine flour, salt, and sugar in a bowl. Mix in cold butter cubes until mixture coarse meal. Add in cold water and mix gently just until dough comes together. Wrap dough in saran wrap, flatten ball into a disk and chill 30-60 minutes. Using a rolling pin roll dough out to fit a 9" pie plate. Extra dough scraps can be used to decorate the edge or top of the pie. Chill crust until filling is ready.

Pumpkin Filling— In a large bowl whisk all the ingredients together until smooth and combined. Pour mixture into pie shell. Bake at 375 degrees F for about 45-55 minutes or until the crust has browned and the filling is mostly set but still looks wet in the center. Place on a wire rack to cool.

Section 4. Apple Crisp

Instructions : 1/4 of pan on paper plate covered with plastic wrap.

1/2 cup all purpose flour	1/4 cup sugar	1/4 cup brown sugar
1/2 tsp ground cinnamon	1/4 tsp ground nutmeg	1/8 tsp salt
6 tbsp cold butter	1/3 cup rolled oats	
6 apples (firm tart apples work best)		
peeled, cored and cut into chunks		
Juice from 1/2 lemon	1 tsp lemon zest	3 tbsp sugar

Method: Preheat oven to 375 degrees F . Butter or spray with a cooking spray an 8x8 baking dish. Topping—Place all the topping ingredients (flour, sugars, spices, butter, oats) in a bowl and mix with hands until the mixture is crumbly (looks like coarse meal) and there are no large pieces of butter visible. Set aside while you prepare the filling. Filling—Place the apple chunks in a large bowl and lemon zest. Toss with the lemon juice and sugar. Transfer to your prepared baking dish Spread the topping evenly over the apples. Bake for approximately 30 - 40 minutes or until bubbly and the topping is golden brown. Remove from oven and place on a wire rack to cool.

Prizes:

1st \$10.00

2nd \$8.00

3rd \$6.00



Baking Tips

- Read your recipe in full before beginning.
- Prepare your pans and ingredients in advance.
- Remember to preheat your oven.
- Need help or have baking questions? Email the Fall Fair Committee

Section 5. Tea Biscuits

Instructions : Show 3 biscuits on paper plate covered with plastic wrap.

2 1/2 cups all purpose flour

2 1/2 tsp baking powder

1/2 tsp salt

1 tbsp sugar

1/2 cold butter, cubed

3/4 cup cold milk

1 egg

1/4 cup butter, melted

Method: Preheat oven to 400 degrees F. Line a cookie sheet with parchment paper or use a non stick cookie sheet. In a large mixing bowl, sift or whisk together the flour, baking powder, salt and sugar. Using your fingers cut the cold butter into the dry ingredients until the mixture resembles coarse crumbs. Add the milk and beaten egg and stir until just combined. The texture should be sticky, moist and lumpy. Place mixture on a lightly floured surface. Knead the dough gently until it comes together and is a smooth dough. Roll out dough to about a 1/2 inch thick. Cut out biscuits with a lightly floured round cookie cutter. Place on prepared baking sheet and brush the tops with the melted butter and bake for about 10 - 15 minutes or until the tops are golden brown and a toothpick inserted in the center of the biscuit comes out clean. Remove from oven

Section 6. Chocolate Chip Cookies

Instructions : Show 3 cookies on a paper plate covered with plastic wrap.

1 cup butter (room temperature)

3/4 cup brown sugar

3/4 cup white sugar

2 eggs

1 1/2 tsp. vanilla

2 1/4 cups all purpose flour

1 tsp. baking soda

1/2 tsp salt

2 cups chocolate chips

Method: Cream together room temperature butter and sugar until light and fluffy. Add in eggs and vanilla and combine. In a separate bowl combine the flour, baking soda, and salt. Combine the wet and dry mixtures with the chocolate chips. Drop well spaced tablespoonful's of dough on a cookie sheet. Bake at 350 degrees for 10 to 12 minutes or until golden brown.

Prizes:

1st \$10.00

2nd \$8.00

3rd \$6.00



Section 7. Brownies

Instructions : Show 3 pieces, approx. 2" squares on paper plate covered with plastic wrap.

1 cup chocolate chips

1/2 cup butter

2 tbsp. cocoa powder

1 cup sugar

1 tsp vanilla

3 eggs

3/4 cups flour

1/4 tsp. salt

Method: Melt butter and chocolate chips being careful not to let the chocolate burn. Remove from heat and stir in the cocoa powder and sugar. Next, whisk in the vanilla and eggs, one at a time, beating well after each addition. Finally stir in the flour and salt. Pour into a greased and floured 8" x 8" pan. Bake at 350 degrees for 25-30 minutes

Prizes:

1st \$10.00


2nd \$8.00

3rd \$6.00

Class #13: Baking Specials

Section:

1. Loaf of Bread
2. 9" Decorated Birthday Cake
 - Judging on decoration only. Edible decoration only.
3. 12 Decorated Cupcakes
 - Judging on decoration only. Edible decoration only.
3. Fall or Fair Themed Decorated Sugar Cookies
 - 12 cookies in total
 - Judging on decoration only. Edible decoration only.



Prizes:

1st \$10.00

2nd \$8.00

3rd \$6.00

IMPORTANT

A LIST OF INGREDIENTS MUST ACCOMPANY ALL BAKING ENTRIES!
ALL RECIPES MUST BE MADE WITH NUT FREE INGREDIENTS & PRODUCTS. BE SURE TO CHECK LABELS CAREFULLY.

Thank you to our 2022/2023 Community Partners

Grey Dairy Producers

Hines-Stoneleigh Family

Ram Promotional

Jarrett Turner

Brandon Dietrich

Coffin Hill Farm

Qwikprint

Matt Stewart

Sharrie Brick



George & Cheryl McCall



244187 sideroad 22 stonecreekfarms.ca
Annan, ON N0H 1B0 stonecreekfarms@gmail.com



BAYSHORE
COUNTRY FEEDS LTD.





Class #14: Garden Club

Things will be different again this year. Categories are designed by current grade and garden/type requested.

Novice - JK, SK, Grade 1

Primary - Grades 2-4

Junior - Grades 5-8

Large/In Ground kits are suitable for classic gardens, flower beds or raised beds

Small/Container kits are great for small spaces, containers, pots, window boxes, tubs etc.

Kits contain a mix of flower, vegetable and herb seeds according to the kit you choose and seed availability. Full instructions will be provided with your kits, so that even new gardeners can enjoy! More information regarding this year's process for scoring will be included in garden club kits—we are looking to keep it fun!

Novice Kits—\$5.00

Primary/Junior Kits—\$10.00

Thank you to the Fall Fair Committee.

Garden Club Questions? Please contact us at sydenhamgardenclub@gmail.com with any questions pertaining to garden club.

Prizes:

1st \$12.00

2nd \$10.00

3rd \$8.00

Furness Sunshine Award

In honour of the tireless efforts of Fred and Styn Furness and their family, in creating and sustaining the Garden Club as a part of the Fall Fair, the Furness Sunshine Award was created and will be awarded to the gardener who exhibits an outstanding effort and creativity in their garden.

A special Thank-You to the Furness family and Elaine Van Den Kieboom for their past donations of Garden Club Trophies, and to Pat and Annan Way Nurseries for their longstanding support of our Garden Club Program.



Class #15: Garden Specials

Sponsored By: Coffin Hill Farm

Section:

1. Tallest Sunflower
2. Sunflower with widest Head
3. My Best Vegetable
4. My Best Flowers

Prizes:

1st \$10.00

2nd \$8.00

3rd \$6.00

Remember raccoons love to eat sunflower seeds so watch out for these little guys.



Class #16: Crops

Section:

- A. 4 Stalks of Silage corn
2. 4 cobs of Grain corn (display on a plate)
3. 1 feed bag of 1st cut hay
4. 1 mason jar of barley
5. 1 mason jar of soybeans

Prizes:

1st \$10.00

2nd \$8.00

3rd \$6.00



Class #17: Goat Club

Goat club members will buy or adopt a goat, care for it and show it at the fair. Trophies will be awarded for best overall goat and showmanship.

Prizes:	1st \$20.00	2nd \$15.00	3rd \$10.00
----------------	--------------------	--------------------	--------------------

Class #18: Swine Club

Swine club members will buy or adopt a pig, care for it and show it at the fair. Trophies will be awarded for best overall pig and showmanship.

Prizes:	1st \$20.00	2nd \$15.00	3rd \$10.00
----------------	--------------------	--------------------	--------------------

Class #19: Lamb Club

Lamb club members will buy or adopt a lamb, care for it and show it at the fair. Trophies will be awarded for best overall lamb and showmanship.

Prizes:	1st \$20.00	2nd \$15.00	3rd \$10.00
----------------	--------------------	--------------------	--------------------

Class #20: Miniature Horse

Horse club members will buy or adopt a miniature horse, care for it and show it at the fair. Children will lead their horse through an obstacle course on fair day. A trophy will be awarded for showmanship.

Prizes:	1st \$20.00	2nd \$15.00	3rd \$10.00
----------------	--------------------	--------------------	--------------------

Class #21: Calf Club - Dairy

Calf club members will each buy or adopt a calf, care for it and show it at the fair. Trophies will be awarded for the condition of the calf, showmanship and grand champion calf. Calf must be less than a year old.

Prizes:	1st \$20.00	2nd \$15.00	3rd \$10.00
----------------	--------------------	--------------------	--------------------

Class #22: Calf Club - Beef

Calf club members will each buy or adopt a calf, care for it and show it at the fair. Trophies will be awarded for the condition of the calf, showmanship and grand champion calf. Calf must be less than a year old.

Prizes:	1st \$20.00	2nd \$15.00	3rd \$10.00
----------------	--------------------	--------------------	--------------------



Class #23: Poultry Club

Poultry club members will buy or adopt a chicken, care for it and show it at the fair. Trophies will be awarded to best overall chicken.

Prizes:	1st \$20.00	2nd \$15.00	3rd \$10.00
----------------	--------------------	--------------------	--------------------

Class #24: Other Farm Animal

Do you have another farm animal that does not fit into any other category that you would like to show off at the fair? We would love to have all sorts of farm life at the fair. Trophies will be awarded to best overall and showmanship.

Prizes:	1st \$20.00	2nd \$15.00	3rd \$10.00
----------------	--------------------	--------------------	--------------------

Class #25: Pet Show

PRE-REGISTRATION IS REQUIRED AT EAST RIDGE COMMUNITY SCHOOL ON TUESDAY, SEPTEMBER 19, 2023.

Rules:

1. Open to any child 14 years of age or under attending East Ridge Community School.
2. Animals must be caged or leashed.
3. Dogs should be muzzled.
4. Aggressive animals or owners will be asked to leave and any Fair Board Member has the right to ask you to leave.
5. Child must be able to handle the animal.

Section:	Dogs	Article	1. Smallest Dog	2. Largest Dog
		3.	Best Trick	4. Most Obedient on Leash
	Cats	Article	1. Smallest Cat	2. Largest Cat
		2.	Most Colourful Cat	4. Best Trick
	Other Pets	Article	1. Best Looking Rabbit	2. Most Curious Hamster/Gerbil
		2.	Any Other Pet	3. Pet & Child Look-A-Like

PET & LIVESTOCK REMINDERS

- All pets and livestock must be registered in advance on Tuesday, September 19, 2023 during registration.
- All animals must be in good health and free from any contagious diseases. Directors have the right to turn away any animal they feel is unfit, at their own discretion. All parents must also sign a waiver agreeing to be responsible for their animals and any mess they leave behind at all times.
- All goats, swine, lambs and calves must be ear tagged with RFID tags. Any untagged livestock will be turned away due to potential fines against the agricultural society.





Message of Thanks

The Sydenham Agricultural Society would like to express appreciation to everyone who continues to support this long standing community tradition. We are encouraged to keep this event going because of the students and their families who work so hard to contribute entries to our fair each year.

We are grateful to all of the staff and faculty of East Ridge Community School for the tremendous part they play in this event. We could not continue without the tireless efforts of our dedicated volunteers and planning committee. We are so thankful for the generous support of area businesses and all of our community partners.

THANK YOU ALL!

www.sydenhamfallfair.com



Family Name: _____

Oldest Child's Name: _____ Teacher: _____

Parent/Guardian: _____

Phone: _____ Email: _____

Craft Club Kit Orders

Each kit includes most material needed. To be judged on workmanship and creativity.

_____ JK & SK	Clothes Pin Family Portrait \$5.00	_____ Grade 4	Embroidery Kit \$10.00
_____ Grade 1	Toad House \$5.00	_____ Grade 5	Bird House \$10.00
_____ Grade 2	Clothes Pin Animals \$5.00	_____ Grade 6-8	Wood & String Art \$10.00
_____ Grade 3	Woven Bowl \$5.00	_____ Grade 6-8	Sewing Kit \$10.00
			TOTAL \$ _____

Racing Club

Each child builds his or her kit and decorates as they wish. To be judged on construction, running ability, and appearance. Judging is divided into individual grades not as a group.

Beaver Buggy	Grade JK, SK, 1 & 2	_____ X \$6.00
Kub Kar	Grade 3, 4, 5, 6, 7 & 8	_____ X \$6.00
Truck	Grade 5,6,7 & 8	_____ X \$10.00

TOTAL \$ _____

PAYMENT

Craft Club Total _____

Racing Club Total _____

Donation _____

TOTAL \$ _____

Payment Method

☐ Cash

☐ Cheque (made payable to Sydenham Agricultural Society)

RETURN BY: APRIL 20, 2023



Garden Club

Participating in Garden Club gives students the opportunity to grow their very own gardens. Participants get all required seeds and a Garden Club Booklet with their kits. **Prior experience with gardening isn't required – this kit can act as an introduction to gardening, and is a great way to try it out and learn more! This year the kits are free of charge.**

Kits Available:

Large/In Ground kits are suitable for classic gardens, flower beds or raised beds

Small/Container kits are great for small spaces, containers, pots, window boxes, tubs etc.

If no selection is made, a small/container kit will be provided

Novice	JK, SK & Grade 1	_____	In Ground	_____	Small/Container
Primary	Grades 2 to 4	_____	In Ground	_____	Small/Container
Junior	Grades 5 to 8	_____	In Ground	_____	Small/Container
Novice	In Ground or Container	_____	X	\$5.00	
Primary	In Ground or Container	_____	X	\$10.00	
Junior	In Ground or Container	_____	X	\$10.00	
					TOTAL \$ _____

GARDEN CLUB REGISTRATION INFORMATION (PLEASE PRINT)

FAMILY NAME: _____

STUDENT #1 NAME: _____ TEACHER: _____ GRADE: _____ (in June 2023)

STUDENT #2 NAME: _____ TEACHER: _____ GRADE: _____ (in June 2023)

STUDENT #3 NAME: _____ TEACHER: _____ GRADE: _____ (in June 2023)

STUDENT #4 NAME: _____ TEACHER: _____ GRADE: _____ (in June 2023)

STUDENT #5 NAME: _____ TEACHER: _____ GRADE: _____ (in June 2023)

PARENTS/GUARDIANS NAME: _____

ADDRESS OF GARDEN: _____

PHONE #: _____

EMAIL address: _____

Have questions? Please email sydenhamgardenclub@gmail.com

RETURN BY: APRIL 20, 2023